



Technical features:

- Black painted steel case and cover
- Removable brass faceplate and striker
- Reversible brass latch
- Roller can be adjusted from 2 to 13 mm
- Double-throw brass dead-bolt single-throw dead-bolt for bathroom doors.
- Can be fitted with: escutcheons, roses, handle plates and through screws

Supplied as standard:

- Striker
- Fixing screws for lock, striker and cylinder

Finishes:

- ON REQUEST:
 - Satin nickel plated brass (Fin. 12)
 - Stainless steel (Fin. 20)
 - Polished lacquered brass (Fin. 67)

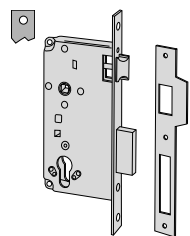
Hand:

0 = Non-handed

Cylinder to be ordered separately

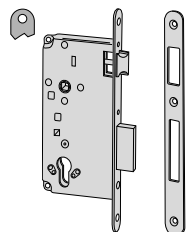


Type	Description	Throws	Centre Distance	Faceplate	Backset	Unit weight 	Pieces 	ITEM			
								Type	Dim.	Hand	Fin.



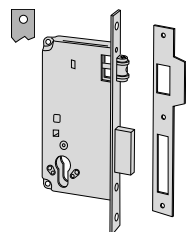
- Dead-bolt and latch
- SUPPLIED AS STANDARD:
Striking plate item 1.06102.13.0

2	85	22	35	0,640	1	1	5C110 35 0				
2	85	22	40	0,706	1	1	5C110 40 0				
2	85	22	45	0,734	1	1	5C110 45 0				
2	85	22	50	0,760	1	1	5C110 50 0				
2	85	22	60	0,800	1	1	5C110 60 0				
2	85	22	70	0,866	1	1	5C110 70 0				



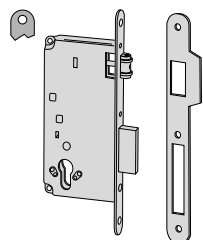
- Dead-bolt and latch
- SUPPLIED AS STANDARD:
Striking plate item 1.06279.11.0

2	85	22	35	0,680	1	1	5C130 35 0				
2	85	22	40	0,706	1	1	5C130 40 0				
2	85	22	45	0,734	1	1	5C130 45 0				
2	85	22	50	0,750	1	1	5C130 50 0				
2	85	22	60	0,800	1	1	5C130 60 0				
2	85	22	70	0,866	1	1	5C130 70 0				



- Roller dead-bolt
- SUPPLIED AS STANDARD:
Striking plate item 1.06149.00.0

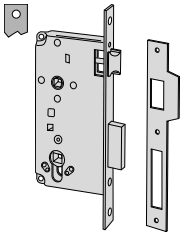
2	22	35	0,630	1	1	5C120 35 0					
2	22	40	0,680	1	1	5C120 40 0					
2	22	45	0,700	1	1	5C120 45 0					
2	22	50	0,740	1	1	5C120 50 0					
2	22	60	0,750	1	1	5C120 60 0					
2	22	70	0,800	1	1	5C120 70 0					



- Roller dead-bolt
- SUPPLIED AS STANDARD:
Striking plate

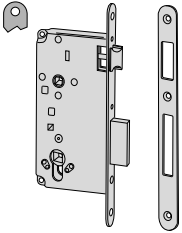
2	22	35	0,630	1	1	5C140 35 0					
2	22	40	0,680	1	1	5C140 40 0					
2	22	45	0,700	1	1	5C140 45 0					
2	22	50	0,740	1	1	5C140 50 0					
2	22	60	0,750	1	1	5C140 60 0					
2	22	70	0,800	1	1	5C140 70 0					

Type	Description	Throws	Centre Distance	Faceplate	Backset	Unit weight Kg	Pieces	ITEM				
								Type	Dim.	Hand	Fin.	Pers. Spec.



- For bathroom doors
- Dead-bolt and latch
- 8 mm spindle
- SUPPLIED AS STANDARD:
Striking plate item 1.06102.13.0

1	85	22	40	0,690	1	1	5C150 40 0				
1	85	22	45	0,730	1	1	5C150 45 0				
1	85	22	50	0,750	1	1	5C150 50 0				
1	85	22	60	0,810	1	1	5C150 60 0				
1	85	22	70	0,890	1	1	5C150 70 0				



- For bathroom doors
- Dead-bolt and latch
- 8 mm spindle
- SUPPLIED AS STANDARD:
Striking plate item 1.06279.11.0

1	85	22	35	0,650	1	1	5C170 35 0				
1	85	22	40	0,690	1	1	5C170 40 0				
1	85	22	45	0,730	1	1	5C170 45 0				
1	85	22	50	0,750	1	1	5C170 50 0				
1	85	22	60	0,810	1	1	5C170 60 0				
1	85	22	70	0,890	1	1	5C170 70 0				